



Model 1000

# TEST AND DRAIN®

Sectional Floor Control Test and Drain Valve

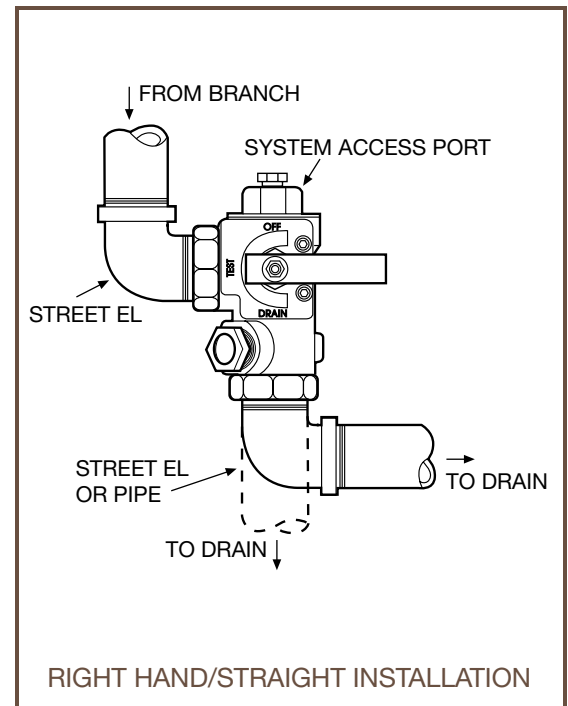


3/4" 1" 1 1/4" 1 1/2" 2"



- The AGF Manufacturing, Inc. **Model 1000 TEST AND DRAIN®** provides both the test function and the express drain function for a wet fire sprinkler system.
- The **Model 1000** complies with the requirements of NFPA-13, NFPA-13R, and NFPA-13D.
- The **Model 1000 TEST AND DRAIN®** is a compact single handle ball valve which includes a tamper resistant test orifice and integral tamper resistant sight glasses, and is 300 PSI rated.
- Available in a full range of sizes from 3/4" to 2" NPT and BSPT, with all specifiable orifice sizes 3/8" (2.8K), 7/16" (4.2K), 1/2" (5.6K), 17/32" (8.0K), 5/8" (11.2K, ELO), 3/4" (14.0K, ESFR), and K25 as required by NFPA 13, 2007 Edition (see reverse).
- The orifice size is noted on the indicator plate and the valve features a tapped and plugged port for system access.
- A locking kit is available and can be ordered with the valve to provide vandal resistance or prevent unintentional alarm activation.

MODEL 1000 - FRONT VIEW, VERTICAL INSTALLATION



**Reliability, Versatility, Code Compatibility**

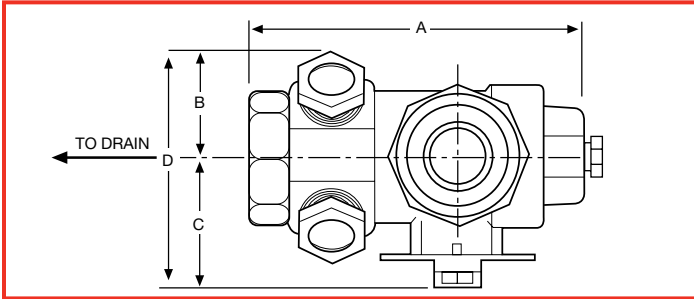


# TEST AND DRAIN®

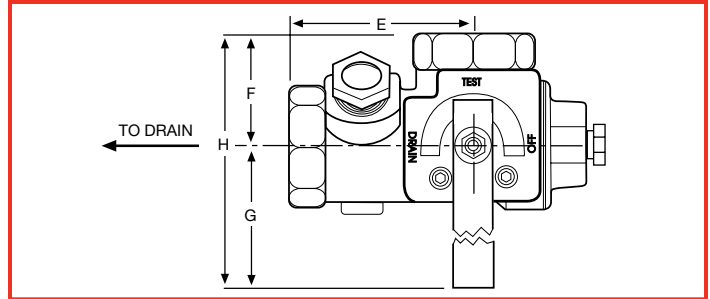
## Model 1000

### 300 PSI Bronze Ball Valve

#### MODEL 1000 - PLAN VIEW



#### FRONT VIEW - HORIZONTAL INSTALL



#### DIMENSIONS

Orifice Size Available: 3/8", 7/16", 1/2", 17/32", ELO (5/8")\*, ESFR (3/4")\*, & K25\*\*

SIZE	A	B	C	D	E	F	G	H
3/4"	5 1/16" (128 mm)	1 1/2" (37.5 mm)	2 3/16" (57 mm)	3 5/8" (93 mm)	3 3/8" (86 mm)	1 13/16" (46 mm)	4 9/16" (117 mm)	6 3/8" (162.5 mm)
1"	5 1/16" (128 mm)	1 1/2" (37.5 mm)	2 3/16" (57 mm)	3 5/8" (93 mm)	3 3/8" (86 mm)	1 13/16" (46 mm)	4 9/16" (117 mm)	6 3/8" (162.5 mm)
1 1/4"	5 7/16" (163 mm)	1 11/16" (43 mm)	2 9/16" (65 mm)	4 1/4" (108 mm)	3 5/16" (83 mm)	1 15/16" (51 mm)	5 9/16" (141 mm)	5 1/2" (192 mm)
1 1/2"	6 7/16" (163 mm)	1 13/16" (45 mm)	3 1/4" (81.5 mm)	5 1/16" (127 mm)	3 7/8" (99 mm)	2 5/8" (67 mm)	8 1/4" (207 mm)	10 7/8" (274 mm)
2"	6 7/16" (163 mm)	1 13/16" (45 mm)	3 1/4" (81.5 mm)	5 1/16" (127 mm)	3 7/8" (99 mm)	2 5/8" (67 mm)	8 1/4" (207 mm)	10 7/8" (274 mm)

\* Available on 1 1/4" to 2" size units only

\*\* Available on 1 1/2" and 2" size units only

#### THE MODEL 1000 PROVIDES ALL OF THE FOLLOWING...

From the 2007 Edition of NFPA 13

- Chapter 8.16.2.4.1\* Provisions shall be made to properly drain all parts of the system.
- Chapter 8.16.2.4.2 Drain connections, interior sectional or floor control valve(s) – shall be provided with a drain connection having a minimum size as shown in Table 8.16.2.4.2.
- & 8.16.2.4.3
- Chapter 8.16.2.4.4 Drains shall discharge outside or to a drain capable of handling the flow of the drain.
- Chapter A.8.17.4.2 (Wet Pipe System) test connection is permitted to terminate into a drain capable of accepting full flow... using an approved sight test connection containing a smooth bore corrosion-resistant orifice giving a flow equivalent to one sprinkler...
- Chapter 8.17.4.2.2 The test connection valve shall be readily accessible.
- Chapter 8.17.4.2.4 shall be permitted to be installed in any location... downstream of the waterflow alarm.
- Chapter 8.17.4.3.1 (Dry Pipe System) a trip test connection not less than 1" in diameter, terminating in a smooth bore corrosion-resistant orifice, to provide a flow equivalent to one sprinkler...
- Chapter 8.17.4.3.2 The trip test connection... with a shutoff valve and plug not less than 1", at least one of which shall be brass.

#### MATERIALS

- Handle: Steel
- Stem: Rod Brass
- Ball: C.P. Brass
- Body: Bronze
- Valve Seat: Impregnated Teflon®
- Indicator Plate: Steel
- Handle Stop: Steel

#### APPROVALS

- UL and ULC Listed (EX4019)
- FM Approved
- NYC-BSA No. 720-87-SM



**USA Patent # 4741361 and Other Patents Pending**



**AGF Manufacturing Inc.**  
 100 Quaker Lane, Malvern, PA 19355  
 Phone: 610-240-4900  
 Fax: 610-240-4906  
 www.testandrain.com

Job Name: \_\_\_\_\_  
 Architect: \_\_\_\_\_  
 Engineer: \_\_\_\_\_  
 Contractor: \_\_\_\_\_