
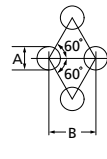


16K Y-Pattern Strainer

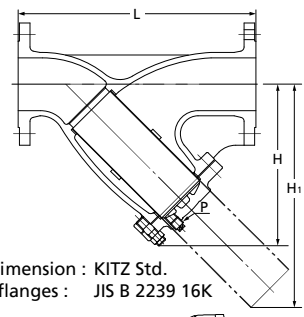
16FDYB
B.C. or S.C.
RF-flanged



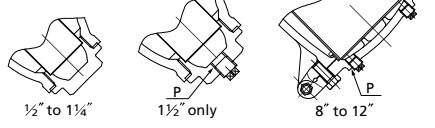
B.C. for 2" & larger
S.C. for 1 1/2" & smaller



Valve Size	A	B
1/2" to 2"	1.4	2.4
2 1/2" to 5"	1.5	2.5
6" to 8"	3	5
10" to 12"	5	7



F-F dimension : KITZ Std.
End flanges : JIS B 2239 16K



120°C Static water..... 2.2MPa
220°C Steam, air, gas, oil..... 2.0MPa
300°C Steam, air, gas, oil..... 1.8MPa
350°C Steam, air, gas, oil..... 1.6MPa
1/2" ~ 1 1/2" : 260°C 1.9MPa

- Use for lubricating or hydraulic oil is acceptable. Contact KITZ Corporation for technical advice, if valves are used as heat transfer media.
- Employment of copper cap prohibits use of this valve for ammonia or amine chemicals.
- A gasket will be used for sealing the plug for application to high temperature exceeding 260 C. Specify your service temperature in advance. Ensure replacement of plug gaskets on your valve maintenance.

Materials

Parts	JIS material
Body	FCD-5
Cap (1/2" ~ 1 1/2")	C3771BE
Cover (2" ~ 12")	FCD-5
Gasket	Non-asbestos (2" ~ 12": Flexible Graphite)
Screen	SUS304
Cover bolt	Carbon Steel
Plug *	SUS304

* 2 drain plugs will be provided for 8" & larger sizes.

Dimensions

Size	mm	15	20	25	32	40	50	65	80	100	125	150	200	250	300	mm
	inch	1/2	3/4	1	1 1/4	1 1/2	2	2 1/2	3	4	5	6	8	10	12	
L		125	140	150	170	190	250	305	360	415	465	515	580	680	800	
H		57	63	77	90	100	168	212	242	284	325	370	462	536	625	
P		—	—	—	—	Rc 3/8	Rc 1/4	Rc 1/4	Rc 1/4	Rc 3/4	Rc 3/4	Rc 3/4	Rc 3/4	Rc 3/4	Rc 3/4	
H1		82	91	114	134	146	218	285	340	391	450	502	645	757	882	

NOTE : For flange dimensions, refer to Page 40.